



Alfa Laval Optigo CC

Commercial air coolers - Single discharge

Extended range
featuring draw-through & blow-through models



Alfa Laval Optigo – Simply fresh, today and tomorrow

Optigo is the Alfa Laval platform for commercial air cooler ranges. Common distinctive features for all Optigo products are the newly developed and highly efficient cooler coil in combination with many other features, options and benefits.



Energy efficient



Expert reliability



Simple and available

Optigo CC(B) are commercial single discharge unit coolers for general application in small to medium-sized cooling, freezing and working rooms.

A wide range of models make them especially suitable for refrigerated working, processing and storage rooms. Dedicated ranges for H(C)FC refrigerants (E), brine (W) and CO₂ (X).

Optigo CC(B) coolers are available from stock.



Benefits Optigo CC(B)

- Available in both draw & blow through execution.
- Sufficient space for expansion valve inside casing.
- Eurovent certified performance (CC(B)E models only).
- Easy-install and maintenance. Vertically adjustable drip tray & removable inner drip tray. Hinged side panels.
- Hot-gas defrost ready.
- Energy efficient EC fans available.
- Two-year product guarantee.

Other Optigo products

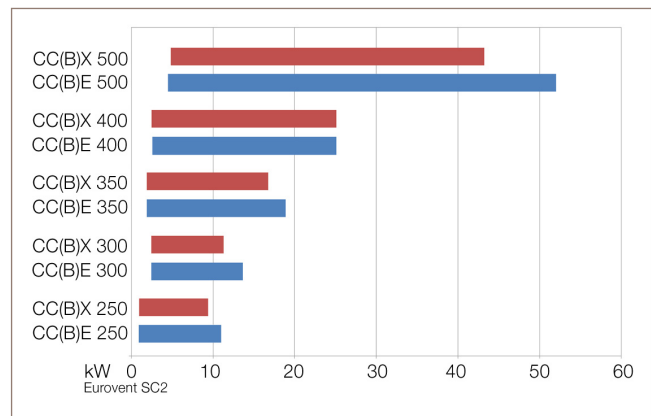
In addition to Optigo CC(B) single discharge unit coolers, the Alfa Laval Optigo platform also offers Optigo CS slim line coolers and Optigo CD dual discharge coolers.



Optigo CS



Optigo CD



Alfa Laval Optigo CC at a glance

- Suitable for all HFC DX (E), CO₂ DX (X) and brine refrigerants (W).
- Triangular (staggered) coil pitch.
- Fin spacings 3.3, 4, 5.5, 6, 7, 8, 9, 10 & 11 mm.
- 1 to 4 fans, drawing or blowing through the coil.
- Room temperatures +10 to -30 °C.
- Capacity range 1 up to 55 kW (SC2).
- Air volumes 770 up to 30000 m³/h.

Standard features

Coil

Internally grooved Cu tubes and aluminium fins, smooth tubing for brine applications and dedicated thicker tubes for CO₂ application. Tube pitch is staggered. All HFC DX models fitted with a T-connection to improve the refrigerant distribution and for hotgas defrost in coil.



cooler model	Fin spacing (mm)							
	3.3	4.0	5.5	6.0*	7.0	8.0*	10.0*	11.0*
CC 250	✓	✓	✓		✓			
CC 300	✓	✓	✓		✓			
CC 350	✓	✓	✓		✓			
CC 400	✓	✓	✓		✓			
CC 500		✓	✓	✓	✓	✓	✓	✓

* Fin spacing not available for CCBX

Casing

All casing parts made of durable sheet metal, epoxy coated RAL 9002. Top plate corrosion resistant Magnelis®. All models fitted with hinged side panels and aluminium drip tray. Drip tray is adjustable for perfect leveling. Removable internal drip tray for inspection & cleaning.

Packing

Optigo CC(B) 250/300/350 models are delivered in wood-reinforced cardboard boxes, CC(B) 400/500 models in wooden crates. All packings suitable for safe stacking.

Design pressure

Each heat exchanger is leak tested with dry air and finally supplied with a nitrogen pre-charge (CCE & CCX).

Model	Refrigerant	Design pressure	Test pressure
CC(B) E	HFC	40 bar	57 bar
CC(B) X	CO ₂	80 bar	114 bar
CC(B) W	Brine	10 bar	14.3 bar

Fan motors

Optigo CC coolers are available with 1 to 4 fans fitted with AC or EC fan motors in two fan speed executions (noise levels) H/L.



Fan diameters 250, 300, 350, 400 or 500 mm drawing or blowing through the coil. Integrated thermo contacts (Clixon) standard for 3-phase AC motors. All single phase motors protected by an integrated internal overload switch. Electronically integrated overload protection for EC fan motors.



Optional features

Defrost systems **E** **HD** **HG**

For cold rooms with room temperatures below 4 °C and where frost build-up is likely, the application of a defrosting system is advised. Available defrost systems are electric defrost in coil (E) and driptray (HD), and hotgas defrost in driptray (HG). Electric defrost for Optigo CC consists of stainless steel heater elements. The defrost elements are connected to separate terminals in the terminal box. Electric defrost capacities on page 7.

Shutup socks **S**

For enhanced defrost efficiency.



Airsock adapter ring **SR**

Available for CC400 and CC500 draw-through models only.

Driptray insulation **IS**

Fan ring heater **FRH**

Re-heating coil **RH**

Central terminal box **CB**

Fan motors wired to central terminal box.

Repair switch **SW**

Stainless steel 304 casing & frame **SS**

Fin protection **EP** **CA**

Fin protection is available for more aggressive climate conditions. The following fin protection types are available:

- Epoxy coated aluminium fins (EP)
- Cathaphoresis treatment (CA)

Cathaphoresis ('cathodic electro-deposition') is a process of coating by immersion, based on the movement of charged particles in an electric field (coating) towards an oppositely charged pole that is to be painted (coil).

The complete coil is sunk into the coating basin.

Code description

CC	B	E	H	E	30	1.1	A	S	230V	BO	SS	E	-EP	4.0	CU	HD	
1	2	3	4	5	6	7	8	9	10	11	12	13	14	15	16	17	18

- Commercial unit cooler
- Air direction (default=draw through, B=blow through)
- Refrigerant system (E = H(C)FC DX, X=CO₂, W=brine)
- Fan speed (H = high; L = low)
- Fan motor type (empty=AC, E=EC fan)
- Fan Ø (25=250, 30=300*, 35=350, 40=400, 50=500 mm)
- Number of fans (1 to 4)
- CC version
- Tube rows code (A, B, C)
- No. of phases (S= 1 phase, T= 3 phases)
- Motor voltage
- Packing (BO=box, CR=crate)
- Casing material (PC=powder coated, SS= stainless steel)
- Defrost system (A= air defrost, E= electric defrost, HG= hotgas, HG+E= hotgas + electric defrost in driptray)
- Coil protection (EP= epoxy coated aluminium, CA=cathaphoresis)
- Fin spacing (3.3, 4, 5.5, 6, 7, 8, 10 or 11 mm)
- Tube material (CU=copper)
- Options

* available only for blow through design

Fan materials

	ø 250 mm	ø 300 mm*	ø 350 mm	ø 400 mm	ø 500 mm
AC fans 230/50/1					
Fan blade material	Sheet steel, black coated	Sheet steel, black coated	Sheet steel, black coated	Sheet steel, black coated	Pressed-on round sheet steel, extrusion-coated PP plastic
Fan guard material	Steel, phosphated and black plastic coated	Steel, phosphated and black plastic coated	Steel, phosphated and black plastic coated	Steel, phosphated and black plastic coated	Steel, phosphated and black plastic coated
Protection class	IP44	IP44	IP44	IP44	IP54
Insulation class	B	B	F	B	F
Condensate discharge	Rotor side	Rotor side	Rotor side	Rotor side	Rotor side
Bearings	Maintenance-free ball bearings	Maintenance-free ball bearings	Maintenance-free ball bearings	Maintenance-free ball bearings	Maintenance-free ball bearings
Motor protection	Thermal overload protector wired internally	Thermal overload protector wired internally	Thermal overload protector wired internally	Thermal overload protector wired internally	Thermal overload protector wired internally
AC fans 230-400/50/3					
Fan blade material	Sheet steel, black coated	Sheet steel, black coated	Sheet steel, black coated	Sheet steel, black coated	Pressed-on round sheet steel, extrusion-coated PP plastic
Fan guard material	Steel, phosphated and black plastic coated	Steel, phosphated and black plastic coated	Steel, phosphated and black plastic coated	Steel, phosphated and black plastic coated	Steel, phosphated and black plastic coated
Protection class	IP44	IP44	IP44	IP54	IP54
Insulation class	B	B	F	F	F
Condensate discharge	Rotor side	Rotor side	Rotor side	Rotor side	Rotor side
Bearings	Maintenance-free ball bearings	Maintenance-free ball bearings	Maintenance-free ball bearings	Maintenance-free ball bearings	Maintenance-free ball bearings
Motor protection	Thermostat switch	Thermostat switch	Thermostat switch	Thermostat switch	Thermostat switch
EC fans					
Fan blade material	Hyblade (fiberglass)	Hyblade (fiberglass)	Hyblade (fiberglass)	Hyblade (fiberglass)	Hyblade (fiberglass)
Fan guard material	Steel, phosphated and black plastic coated	Steel, phosphated and black plastic coated	Steel, phosphated and black plastic coated	Steel, phosphated and black coated	Steel, phosphated and black coated
Protection class	IP54	IP54	IP54	IP54	IP54
Insulation class	B	B	B	B	B
Condensate discharge	None, open rotor	None, open rotor	None, open rotor	Rotor side	Rotor side
Bearings	Maintenance-free ball bearings	Maintenance-free ball bearings	Maintenance-free ball bearings	Maintenance-free ball bearings	Maintenance-free ball bearings
Motor protection	Electronics	Electronics	Electronics	Electronics	Electronics

*CCB only

Blow through fans

Fan motor article nr.	Fan diameter mm	AC/EC	Poles nr.	Volt V	Phases nr.	Fan speed code	Freq. Hz	*Fan speed rpm	*Nominal power W	*Max. current A
AC fans 230/50/1										
41101624SP	250	AC		230	1	H	50-60	2270	134	0.7
41101625SP	250	AC		230	1	L	50-60	1350	45	0.26
41101647SP	300	AC		230	1	H	50-60	2560	162	0.852
41101453SP	300	AC		230	1	L	50-60	1320	72	0.384
41101629SP	350	AC		230	1	H	50-60	1400	180	0.97
41101630SP	350	AC		230	1	L	50-60	910	74	0.42
41101276SP	400	AC		230	1	H	50-60	1380	219	1.16
41101492SP	400	AC		230	1	L	50-60	870	120	0.64
41101635SP	500	AC		230	1	H	50-60	1300	680	3.6
41101636SP	500	AC		230	1	L	50-60	865	220	1.16
AC fans 230-400/50/3										
41101626SP	250	AC		230-400	3	H	50-60	2310	127	0.26
41101628SP	300	AC		400	3	L	50-60	1300	68	0.17
41101631SP	350	AC		230-400	3	H	50-60	1370	170	0.77
41101215SP	400	AC		400	3	H	50-60	1400	229	0.64
41101637SP	500	AC		400	3	H	50-60	1390	720	1.69
41101638SP	500	AC		400	3	L	50-60	920	260	0.83
EC fans										
41101639SP	250	EC		230	1	H	50-60	2330	83	0.84
						L		1310	15	0.16
41101640SP	300	EC		230	1	H	50-60	1900	117	1.14
						L		1350	43	0.48
41101641SP	350	EC		230	1	H	50-60	1530	161	1.57
						L		1045	52	0.5
41101642SP	400	EC		230	1	H	50-60	1250	175	1.38
						L		1000	89	0.68
41101643SP	500	EC		230	1	H	50-60	1400	696	3.74
						L		900	190	0.96
41101644SP	500	EC		400	3	H	50-60	1400	600	1.2
						L		1000	240	0.6

* Specifications for 50Hz and 230V for 230-400 fans, 400V for 380-480 fans. Maximum current at t = -30 °C.

Model	Nominal capacities HFC DX				Blow-through AC fans 230/50/1							Connections	
	DT1 +2/-8 °C	SC2	SC3	SC4	fan power nr.	air throw W	sound pressure dB(A)	air flow m ³ /h	coil surface m ²	Int. volume dm ³	in mm	out mm	
CCBE	kW	kW	kW	kW									
Fin spacing 7 mm, fan speed H													
CCBEH251A	2.0	1.5	1.1	0.9	1	134	7.9	58	1199	4.6	1.7	12	14
CCBEH251B	2.6	1.9	1.5	1.2	1	134	7.6	58	1158	6.8	2.5	12	16
CCBEH251C	3.0	2.3	1.8	1.5	1	134	7.4	58	1120	9.1	3.4	12	16
CCBEH252A	3.9	2.9	2.3	1.9	2	268	11.2	61	2398	9.1	3.0	12	16
CCBEH252B	5.1	3.8	3.0	2.4	2	268	10.8	61	2317	13.7	4.5	16	18
CCBEH252C	6.1	4.5	3.6	3.0	2	268	10.5	61	2241	18.3	6.0	16	18
CCBEH253A	5.8	4.3	3.4	2.7	3	402	13.7	63	3597	13.7	4.3	16	18
CCBEH253B	7.8	5.8	4.6	3.8	3	402	13.2	63	3475	20.5	6.5	16	22
CCBEH253C	9.1	6.8	5.4	4.4	3	402	12.8	63	3361	27.4	8.7	16	22
CCBEH254A	7.9	5.8	4.6	3.8	4	536	15.8	64	4796	18.3	5.6	16	22
CCBEH254B	10.2	7.6	6.0	4.9	4	536	15.3	64	4633	27.4	8.5	16	22
CCBEH301A	2.7	2.0	1.6	1.3	1	162	10.8	64	1795	5.5	2.0	12	16
CCBEH301B	3.6	2.7	2.1	1.7	1	162	10.4	64	1718	8.2	3.1	12	16
CCBEH301C	4.2	3.1	2.5	2.1	1	162	9.9	64	1647	11.0	4.1	16	18
CCBEH302A	5.5	4.0	3.2	2.6	2	324	15.3	67	3589	11.0	3.6	16	18
CCBEH302B	7.0	5.3	4.1	3.3	2	324	14.6	67	3435	16.4	5.4	16	18
CCBEH302C	8.5	6.3	5.0	4.1	2	324	14.0	67	3295	21.9	7.2	22	28
CCBEH303A	8.2	6.0	4.7	3.9	3	486	18.7	69	5384	16.4	5.2	22	28
CCBEH303B	10.8	8.0	6.3	5.2	3	486	17.9	69	5153	24.7	7.8	22	28
CCBEH303C	12.5	9.4	7.3	5.9	3	486	17.2	69	4942	32.9	10.4	22	28
CCBEH304A	10.9	8.1	6.4	5.2	4	648	21.6	70	7178	21.9	6.8	22	28
CCBEH304B	14.1	10.5	8.2	6.6	4	648	20.7	70	6871	32.9	10.2	22	28
CCBEH351A	3.9	2.9	2.3	1.9	1	180	11.7	49	2454	8.8	3.1	12	16
CCBEH351B	5.2	3.8	3.0	2.5	1	180	11.2	49	2345	13.2	4.7	16	18
CCBEH351C	6.0	4.5	3.6	2.9	1	180	10.7	49	2249	17.5	6.3	16	22
CCBEH352A	7.9	5.8	4.6	3.7	2	360	16.5	52	4907	17.5	5.7	16	22
CCBEH352B	9.9	7.4	5.7	4.6	2	360	15.8	52	4690	26.3	8.5	16	22
CCBEH352C	12.1	9.0	7.2	5.9	2	360	15.2	52	4498	35.1	11.3	22	28
CCBEH353A	11.9	8.8	6.9	5.7	3	540	20.2	54	7361	26.3	8.2	22	28
CCBEH353B	15.4	11.5	9.0	7.4	3	540	19.3	54	7035	39.4	12.3	22	28
CCBEH353C	17.5	13.2	10.3	8.3	3	540	18.6	54	6747	52.6	16.4	22	28
CCBEH354A	15.7	11.7	9.2	7.5	4	720	23.4	55	9814	35.1	10.7	22	28
CCBEH354B	19.8	14.9	11.5	9.2	4	720	22.3	55	9381	52.6	16.1	22	28

Draw-through CC

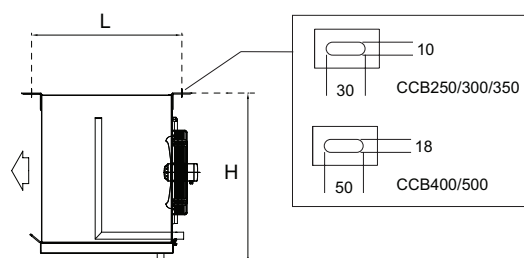
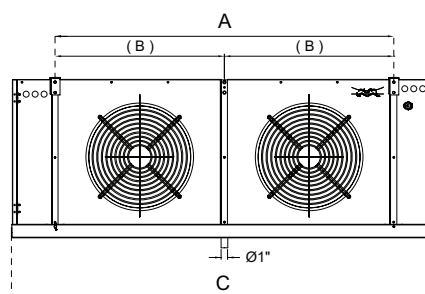
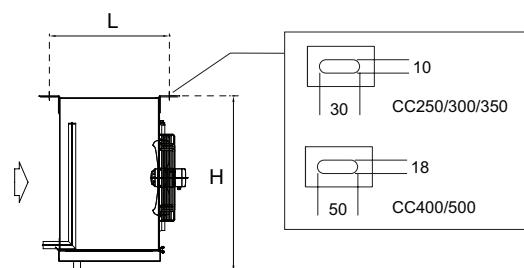
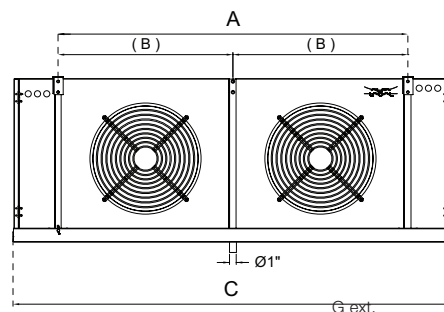
Model Optigo CC	Coil defrost				Drip tray defrost					
	Tube rows no.	heater elements no.	power per heater W	total power W	heater elements no.		total power W			
					std	heavy	std	heavy		
251.1A	4	2	-	420	840	-	1	-	420	-
251.1B	6	2	-	420	840	-	1	-	420	-
251.1C	8	4	-	420	1680	-	1	-	420	-
252.1A	4	2	-	760	1520	-	1	-	760	-
252.1B	6	2	-	760	1520	-	1	-	760	-
252.1C	8	4	-	760	3040	-	1	-	760	-
253.1A	4	2	-	1120	2240	-	1	-	1120	-
253.1B	6	2	-	1120	2240	-	1	-	1120	-
253.1C	8	4	-	1120	4480	-	1	-	1120	-
254.1A	4	2	-	1470	2940	-	1	-	1470	-
254.1B	6	2	-	1470	2940	-	1	-	1470	-
351.1A	4	4	-	420	1680	-	1	-	420	-
351.1B	6	4	-	420	1680	-	1	-	420	-
351.1C	8	5	-	420	2100	-	1	-	420	-
352.1A	4	4	-	760	3040	-	1	-	760	-
352.1B	6	4	-	760	3040	-	1	-	760	-
352.1C	8	5	-	760	3800	-	1	-	760	-
353.1A	4	4	-	1120	4480	-	1	-	1120	-
353.1B	6	4	-	1120	4480	-	1	-	1120	-
353.1C	8	5	-	1120	5600	-	1	-	1120	-
354.1A	4	4	-	1470	5880	-	1	-	1470	-
354.1B	6	4	-	1470	5880	-	1	-	1470	-
401A	4	5	7	460	2300	3220	1	2	460	920
401B	6	5	7	460	2300	3220	1	2	460	920
401C	8	8	10	460	3680	4600	1	2	460	920
402A	4	5	7	880	4400	6160	1	2	880	1760
402B	6	5	7	880	4400	6160	1	2	880	1760
402C	8	8	10	880	7040	8800	1	2	880	1760
403A	4	5	7	1290	6450	9030	1	2	1290	2580
403B	6	5	7	1290	6450	9030	1	2	1290	2580
403C	8	8	10	1290	10320	12900	1	2	1290	2580
404A	4	5	7	1700	8500	11900	1	2	1700	3400
404B	6	5	7	1700	8500	11900	1	2	1700	3400
404C	8	8	10	1700	13600	17000	1	2	1700	3400
501A	4	5	7	630	3150	4410	1	2	630	1260
501B	6	5	7	630	3150	4410	1	2	630	1260
501C	8	8	10	630	5040	6300	1	2	630	1260
502A	4	5	7	1220	6100	8540	1	2	1220	2440
502B	6	5	7	1220	6100	8540	1	2	1220	2440
502C	8	8	10	1220	9760	12200	1	2	1220	2440
503B	4	5	7	1810	9050	12670	1	2	1810	3620
503C	8	8	10	1810	14480	18100	1	2	1810	3620
504B	4	5	7	2400	12000	16800	1	2	2400	4800
504C	8	8	10	2400	19200	24000	1	2	2400	4800

Blow-through CCB

Model Optigo CCB	Coil defrost				Drip tray defrost					
	Tube rows no.	heater elements no.	power per heater W	total power W	heater elements no.		total power W			
					std	heavy	std	heavy		
251A	4	2	-	420	840	-	1	-	420	-
251B	6	2	-	420	840	-	1	-	420	-
251C	8	4	-	420	1680	-	1	-	420	-
252A	4	2	-	760	1520	-	1	-	760	-
252B	6	2	-	760	1520	-	1	-	760	-
252C	8	4	-	760	3040	-	1	-	760	-
253A	4	2	-	1120	2240	-	1	-	1120	-
253B	6	2	-	1120	2240	-	1	-	1120	-
253C	8	4	-	1120	4480	-	1	-	1120	-
254A	4	2	-	1470	2940	-	1	-	1470	-
254B	6	2	-	1470	2940	-	1	-	1470	-
301A	4	2	-	420	840	-	1	-	420	-
301B	6	2	-	420	840	-	1	-	420	-
301C	8	4	-	420	1680	-	1	-	420	-
302A	4	2	-	760	1520	-	1	-	760	-
302B	6	2	-	760	1520	-	1	-	760	-
302C	8	4	-	760	3040	-	1	-	760	-
303A	4	2	-	1120	2240	-	1	-	1120	-
303B	6	2	-	1120	2240	-	1	-	1120	-
303C	8	4	-	1120	4480	-	1	-	1120	-
304A	4	2	-	1470	2940	-	1	-	1470	-
304B	6	2	-	1470	2940	-	1	-	1470	-
351A	4	4	-	460	1840	-	1	-	460	-
351B	6	4	-	460	1840	-	1	-	460	-
351C	8	5	-	460	2300	-	1	-	460	-
352A	4	4	-	880	3520	-	1	-	880	-
352B	6	4	-	880	3520	-	1	-	880	-
352C	8	5	-	880	4400	-	1	-	880	-
353A	4	4	-	1290	5160	-	1	-	1290	-
353B	6	4	-	1290	5160	-	1	-	1290	-
353C	8	5	-	1290	6450	-	1	-	1290	-
354A	4	4	-	1700	6800	-	1	-	1700	-
354B	6	4	-	1700	6800	-	1	-	1700	-
354C	8	5	-	1700	8500	-	1	-	1700	-
401A	4	5	7	460	2300	3220	1	2	460	920
401B	6	5	7	460	2300	3220	1	2	460	920
401C	8	8	10	460	3680	4600	1	2	460	920
402A	4	5	7	880	4400	6160	1	2	880	1760
402B	6	5	7	880	4400	6160	1	2	880	1760
402C	8	8	10	880	7040	8800	1	2	880	1760
403A	4	5	7	1290	6450	9030	1	2	1290	2580
403B	6	5	7	1290	6450	9030	1	2	1290	2580
403C	8	8	10	1290	10320	12900	1	2	1290	2580
404A	4	5	7	1700	8500	11900	1	2	1700	3400
404B	6	5	7	1700	8500	11900	1	2	1700	3400
404C	8	8	10	1700	13600	17000	1	2	1700	3400
501A	4	5	7	630	3150	4410	1	2	630	1260
501B	6	5	7	630	3150	4410	1	2	630	1260
501C	8	8	10	630	5040	6300	1	2	630	1260
502A	4	5	7	1220	6100	8540	1	2	1220	1440
502B	6	5	7	1220	6100	8540	1	2	1220	1440
502C	8	8	10	1220	9760	12200	1	2	1220	1440
503A	4	5	7	1810	9050	12670	1	2	1810	3620
503B	6	5	7	1810	9050	12670	1	2	1810	3620
503C	8	8	10	1810	14480	18100	1	2	1810	3620
504A	4	5	7	2400	12000	16800	1	2	2400	4800
504B	6	5	7	2400	12000	16800	1	2	2400	4800
504C	8	8	10	2400	19200	24000	1	2	2400	4800

Dimensions

cooler model	Dimensions (mm)					Shipping volume m ³
	C	H	L	A	B	
Draw-through CC						
CC 251	841	405	410	530	-	0.4
CC 252	1341	405	410	1030	-	0.6
CC 253	1841	405	410	1530	-	0.8
CC 254	2341	405	410	2030	1015	1.0
CC 351	841	598	410	530	-	0.5
CC 352	1341	598	410	1030	-	0.7
CC 353	1841	598	410	1530	-	1.0
CC 354	2341	598	410	2030	1015	1.3
CC 401	1037	691	583	600	-	0.9
CC 402	1637	691	583	1200	-	1.3
CC 403	2237	691	583	1800	-	1.7
CC 404	2837	691	583	2400	1200	2.2
CC 501	1288	854	583	850	-	1.3
CC 502	2138	854	583	1700	-	2.0
CC 503	2988	854	583	2550	-	2.7
CC 504	3838	854	583	3400	1700	3.5
Blow-through CCB						
CCB 251	811	422	609	508	-	0.4
CCB 252	1319	422	609	1016	-	0.6
CCB 253	1827	422	609	1524	-	0.9
CCB 254	2335	422	609	2032	1016	1.1
CCB 301	811	482	609	508	-	0.5
CCB 302	1319	482	609	1016	-	0.7
CCB 303	1827	482	609	1524	-	0.9
CCB 304	2335	482	609	2032	1016	1.2
CCB 351	1046	606	651	600	-	0.7
CCB 352	1646	606	651	1200	-	1.0
CCB 353	2246	606	651	1800	-	1.5
CCB 354	2846	606	651	2400	1200	1.9
CCB 401	1046	665	651	600	-	0.8
CCB 402	1646	665	651	1200	-	1.2
CCB 403	2246	665	651	1800	-	1.6
CCB 404	2846	665	651	2400	1200	2.0
CCB 501	1297	854	902	850	-	1.7
CCB 502	2147	854	902	1700	-	2.7
CCB 503	2997	854	902	2550	-	3.7
CCB 504	3847	854	902	3400	1700	4.7



Weights

Model	*Weight (kg)	
	CC	CCB
251A	18	31
251B	19	32
251C	20	33
252A	30	45
252B	31	46
252C	32	48
253A	45	57
253B	46	60
253C	47	62
254A	60	71
254B	61	75
301A	-	46
301B	-	47
301C	-	49
302A	-	93
302B	-	95
302C	-	97
303A	-	132
303B	-	132
303C	-	135
304A	-	171
304B	-	171
351A	36	50
351B	37	51
351C	38	53
352A	52	71
352B	53	75
352C	54	78
353A	73	94
353B	74	99
353C	75	104
354A	105	118
354B	106	125

* Weights for cooler models with fin spacing 7 mm

Model	*Weight (kg)	
	CC	CCB
401A	56	57
401B	58	59
401C	60	61
402A	106	82
402B	107	86
402C	108	90
403A	147	154
403B	148	161
403C	149	170
404A	188	137
404B	189	144
404C	190	151
501A	124	95
501B	129	98
501C	134	101
502A	187	151
502B	192	157
502C	197	162
503B	256	214
503C	261	222
504B	299	272
504C	299	283

* Weights for cooler models with fin spacing 7 mm

Alfa Laval in brief

Alfa Laval is a leading global provider of specialized products and engineered solutions.

Our equipment, systems and services are dedicated to helping customers optimize the performance of their processes. Time and time again.

We help our customers to heat, cool, separate and transport products such as oil, water, chemicals, beverages, food-stuffs, starch and pharmaceuticals.

Our worldwide organization works closely with customers in almost 100 countries to help them stay ahead.

How to contact Alfa Laval

Up-to-date contact details for all countries are always available on our corporate website at www.alfalaval.com. You can also download product information and selection software.



Optigo CC

Alfa Laval channel partner

